

**CITY OF HIGHLAND HEIGHTS  
2015 BUDGETED BALANCES**

<u>Fund No.</u>	<u>Fund</u>	<u>Beginning Balance</u>	<u>Revenues</u>	<u>Expenditures</u>	<u>Ending Balance</u>
101	General	\$7,902,146	\$12,766,400	\$13,579,043	\$7,089,503
102	General Reserve	\$228,122	\$0	\$0	\$228,122
201	Street Maintenance	\$454,636	\$431,010	\$521,978	\$363,669
202	Park & Rec	\$397,212	\$594,250	\$731,058	\$260,404
203	Grants	\$4,780	\$0	\$0	\$4,780
204	Street Lighting	\$40,166	\$240,000	\$278,500	\$1,666
205	FEMA Fire Assist	\$13,357	\$0	\$13,000	\$357
206	Law Enforcement Trust	\$18,803	\$11,383	\$18,883	\$11,303
207	Drug Law Enforcement	\$2,811	\$3,000	\$4,250	\$1,561
208	Enforcement and Education	\$3,870	\$500	\$2,000	\$2,370
209	US Dept of Justice	\$293	\$0	\$250	\$43
210	Juvenile Diversion	\$19,133	\$200	\$4,850	\$14,483
211	NOPEC POC Grant	\$2,000	\$0	\$0	\$2,000
301	General Bond Retirement	\$1,447,996	\$1,128,900	\$798,654	\$1,778,242
302	Special Assmt Bond Retirement	\$496,179	\$705,000	\$754,429	\$446,750
401	Capital Improvement	\$2,740,989	\$9,033,300	\$8,056,900	\$3,717,389
406	Issue Two	\$26,898	\$0	\$26,898	\$0
407	Park & Rec Improv	\$25,312	\$5,000	\$10,000	\$20,312
501	Performance Bonds	\$260,139	\$145,000	\$170,000	\$235,139
502	Police Pension	\$59,338	\$428,000	\$445,411	\$41,927
503	Fire Pension	\$88,421	\$428,000	\$439,132	\$77,289
504	Street Trees	\$44,047	\$2,000	\$25,000	\$21,047
506	Inspection Deposits	\$20,854	\$5,000	\$10,000	\$15,854
507	Park Land Acquisition	\$1,340	\$0	\$0	\$1,340
510	White Rd. Escrow-Gas	\$25,386	\$10	\$0	\$25,396
511	White Rd. Escrow-Dirt	\$20,309	\$10	\$0	\$20,319
800-805	Misc. Trust & Agency	\$10,194	\$27,500	\$34,600	\$3,094
<b>TOTALS</b>		<b>\$14,354,731</b>	<b>\$25,954,463</b>	<b>\$25,924,836</b>	<b>\$14,384,358</b>

CITY OF HIGHLAND HEIGHTS  
 2015 BUDGET  
 GENERAL FUND SUMMARY  
 BY DEPARTMENT, BY CATEGORY

<u>Fund</u>	<u>Department</u>	<u>Wages</u>	<u>Fringe Benefits</u>	<u>Other</u>	<u>Total</u>
<b>GENERAL</b>					
	<b>SECURITY OF PERSONS AND PROPERTY</b>				
	Police	\$2,412,755	\$551,269	\$370,450	\$3,334,474
	Police - Adm. Support	\$191,014	\$69,885	\$1,450	\$262,348
	School Guards	\$42,000	\$8,939	\$200	\$51,139
	Pol. & Fire Communications	<u>\$319,660</u>	<u>\$130,757</u>	<u>\$18,000</u>	<u>\$468,417</u>
	Total Police	\$2,965,429	\$760,849	\$390,100	\$4,116,378
	Fire	\$1,916,217	\$463,286	\$246,450	\$2,625,952
	Fire - Adm. Support	<u>\$16,761</u>	<u>\$3,176</u>	<u>\$250</u>	<u>\$20,188</u>
	Total Fire	\$1,932,978	\$466,462	\$246,700	\$2,646,140
	Animal Control	<u>\$0</u>	<u>\$0</u>	<u>\$10,000</u>	<u>\$10,000</u>
	<b>TOTAL SECURITY OF PERSONS AND PROPERTY</b>	\$4,898,407	\$1,227,311	\$646,800	\$6,772,518
	<b>PUBLIC HEALTH SERVICES</b>				
	County Health District	<u>\$0</u>	<u>\$0</u>	<u>\$34,000</u>	<u>\$34,000</u>
	<b>COMMUNITY ENVIRONMENT</b>				
	Home Days	\$0	\$0	\$40,000	\$40,000
	Community Center	\$79,829	\$15,150	\$46,600	\$141,579
	Building	\$277,889	\$74,235	\$39,600	\$391,724
	Planning Commission	\$20,000	\$4,970	\$300	\$25,270
	BZA	\$0	\$0	\$0	\$0
	ARB	\$6,750	\$1,681	\$0	\$8,431
	Tree Program	<u>\$0</u>	<u>\$0</u>	<u>\$3,000</u>	<u>\$3,000</u>
	<b>TOTAL COMMUNITY ENVIRONMENT</b>	\$384,468	\$96,036	\$129,500	\$610,004

CITY OF HIGHLAND HEIGHTS  
 2015 BUDGET  
 GENERAL FUND SUMMARY  
 BY DEPARTMENT, BY CATEGORY

<u>Fund</u>	<u>Department</u>	<u>Wages</u>	<u>Fringe Benefits</u>	<u>Other</u>	<u>Total</u>
	<b>BASIC UTILITY SERVICES</b>				
	Refuse Collection	\$0	\$0	\$566,000	\$566,000
	Street Lighting	\$0	\$0	\$1,000	\$1,000
	Traffic Lighting	\$0	\$0	\$35,000	\$35,000
	Drainage Maintenance	\$0	\$0	\$14,000	\$14,000
	Storm Sewer Maintenance	<u>\$0</u>	<u>\$0</u>	<u>\$6,000</u>	<u>\$6,000</u>
	<b>TOTAL BASIC UTILITY SERVICES</b>	\$0	\$0	\$622,000	\$622,000
	<b>TRANSPORTATION</b>				
	Service	\$970,759	\$396,632	\$123,150	\$1,490,541
	Sidewalks	<u>\$0</u>	<u>\$0</u>	<u>\$150,000</u>	<u>\$150,000</u>
	<b>TOTAL TRANSPORTATION</b>	\$970,759	\$396,632	\$273,150	\$1,640,541
	<b>GENERAL GOVERNMENT</b>				
	Mayor	\$85,967	\$35,129	\$10,700	\$131,796
	Council	\$86,725	\$16,434	\$15,900	\$119,059
	Finance	\$258,895	\$95,750	\$66,300	\$420,945
	Income Tax Adm.	\$0	\$0	\$390,000	\$390,000
	Econ. Dev.	\$0	\$0	\$355,000	\$355,000
	Law	\$37,925	\$37,670	\$110,350	\$185,945
	Prosecutor	\$27,675	\$6,113	\$2,000	\$35,788
	Engineer	\$0	\$0	\$53,000	\$53,000
	Civil Service	\$13,000	\$2,399	\$23,500	\$38,899
	Aging	\$5,600	\$1,033	\$96,400	\$103,033
	Rec. Commission	\$5,400	\$1,085	\$0	\$6,485
	Board of Ethics	\$0	\$0	\$0	\$0
	Gen. Adm.	\$46,235	\$14,595	\$600	\$61,431
	Gen. Serv.	<u>\$0</u>	<u>\$0</u>	<u>\$358,600</u>	<u>\$358,600</u>
	<b>TOTAL GENERAL GOVERNMENT</b>	\$567,422	\$210,208	\$1,482,350	\$2,259,980

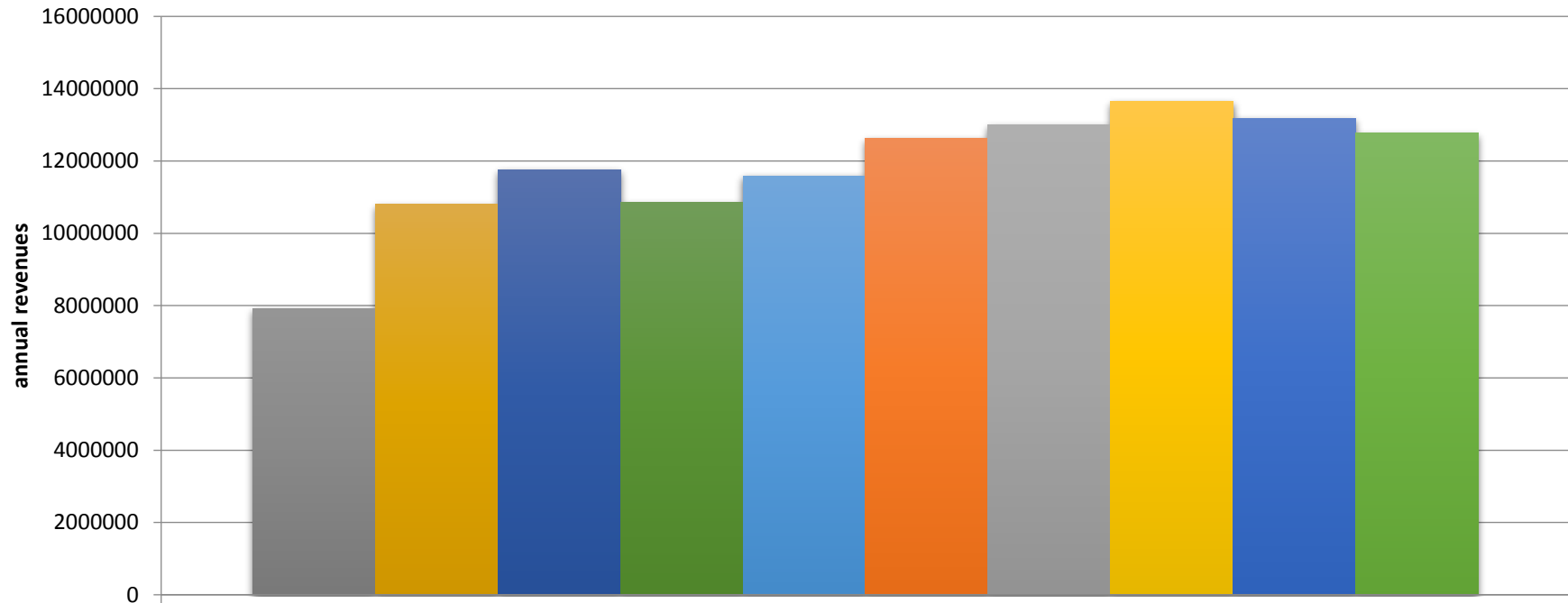
CITY OF HIGHLAND HEIGHTS  
 2015 BUDGET  
 GENERAL FUND SUMMARY  
 BY DEPARTMENT, BY CATEGORY

<u>Fund</u>	<u>Department</u>	<u>Wages</u>	<u>Fringe Benefits</u>	<u>Other</u>	<u>Total</u>
	<b>OTHER FINANCING USES</b>				
	Transfers Out	<u>\$0</u>	<u>\$0</u>	<u>\$1,640,000</u>	<u>\$1,640,000</u>
	<b>TOTAL GENERAL FUND</b>	<b>\$6,821,056</b>	<b>\$1,930,188</b>	<b>\$4,827,800</b>	<b>\$13,579,043</b>
	PERCENT OF TOTAL GF BUDGET	50%	14%	36%	

CITY OF HIGHLAND HEIGHTS  
 2015 BUDGET  
 OTHER FUNDS SUMMARY  
 BY DEPARTMENT, BY CATEGORY

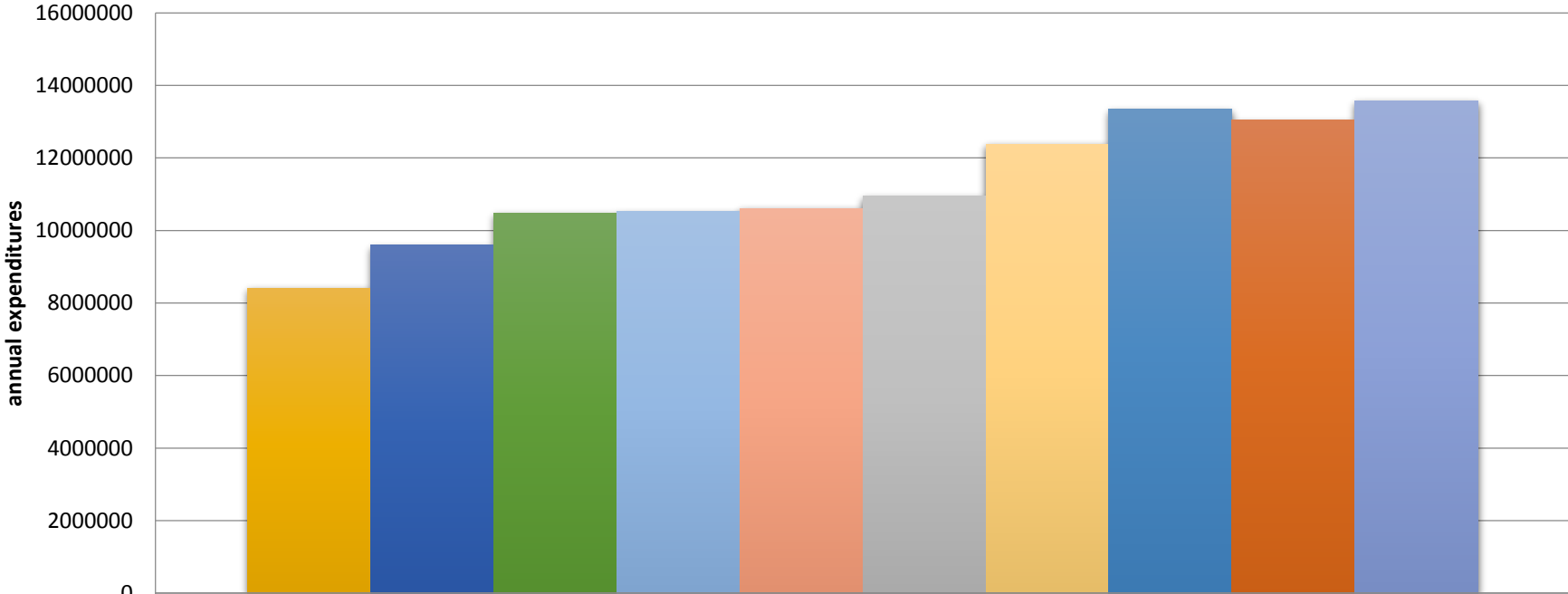
<u>Fund</u>	<u>Personal Services</u>	<u>Fringe Benefits</u>	<u>Other</u>	<u>Transfers</u>	<u>Total</u>
STREET MAINTENANCE	\$95,000	\$18,478	\$408,500		\$521,978
PARK & RECREATION	\$281,350	\$53,158	\$346,550	\$50,000	\$731,058
GRANTS			\$0		\$0
STREET LIGHTING			\$278,500		\$278,500
FEMA			\$13,000		\$13,000
LAW ENFORCEMENT TRUST			\$18,883		\$18,883
DRUG LAW ENFORCEMENT	\$2,700		\$1,550		\$4,250
ENFORCEMENT & EDUCATION			\$2,000		\$2,000
USDOJ			\$250		\$250
JUVENILE DIVERSION	\$2,500		\$2,350		\$4,850
NOPEC GRANT			\$0		\$0
GENERAL BOND RETIREMENT			\$798,654		\$798,654
SPEC. ASSESS. BOND RETIREMENT			\$754,429		\$754,429
CAPITAL IMPROVEMENT			\$8,006,900	\$50,000	\$8,056,900
ABERDEEN BUSINESS PARK					\$0
ISSUE ONE (PREVIOUSLY ISSUE TWO)				\$26,898	\$26,898
PARK & REC IMPROVEMENT			\$10,000		\$10,000
PERFORMANCE BONDS			\$170,000		\$170,000
POLICE PENSION		\$445,411			\$445,411
FIRE PENSION		\$439,132			\$439,132
STREET TREES			\$25,000		\$25,000
INSPECTION DEPOSITS			\$10,000		\$10,000
PARK LAND ACQUISITION					\$0
WHITE RD. ESCROW - GAS					\$0
WHITE RD. ESCROW - DIRT					\$0
MISC. AGENCY FUNDS			\$34,600		\$34,600
<b>TOTAL - OTHER FUNDS</b>	<b>\$381,550</b>	<b>\$956,178</b>	<b>\$10,881,166</b>	<b>\$126,898</b>	<b>\$12,345,792</b>

## City of Highland Heights - General Fund Revenues



■ 2006	7914578
■ 2007	10803227
■ 2008	11756473
■ 2009	10846816
■ 2010	11591446
■ 2011	12618864
■ 2012	12996886
■ 2013	13640726
■ 2014	13173810
■ 2015 est	12766400

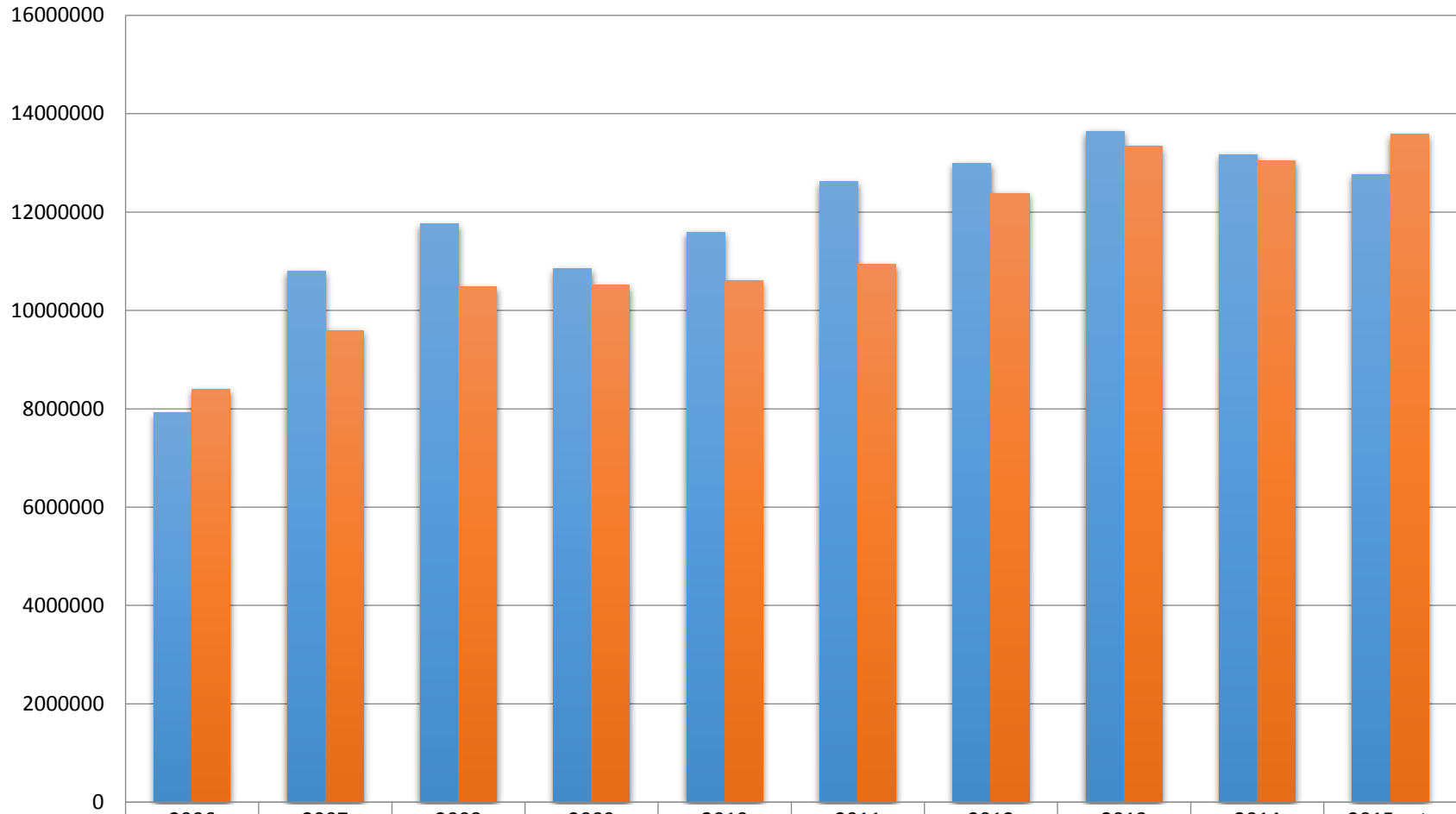
# City of Highland Heights - General Fund Expenditures



	1
2006	8403630.247
2007	9590001.54
2008	10476828
2009	10512851
2010	10608919
2011	10936680
2012	12382561
2013	13336569
2014	13042008
2015 est.	13579043.39

## City of Highland Heights- General Fund History

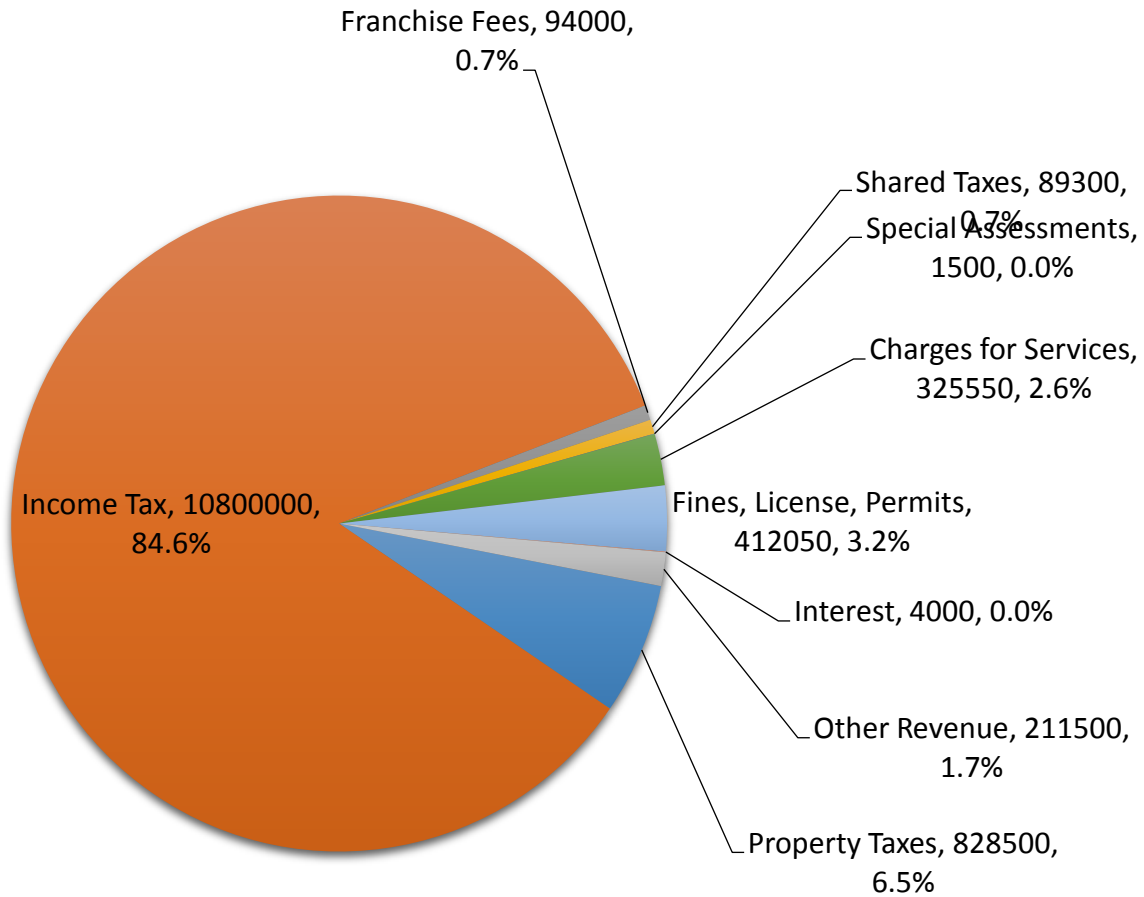
### Actual: 2006-2014; Projected: 2015



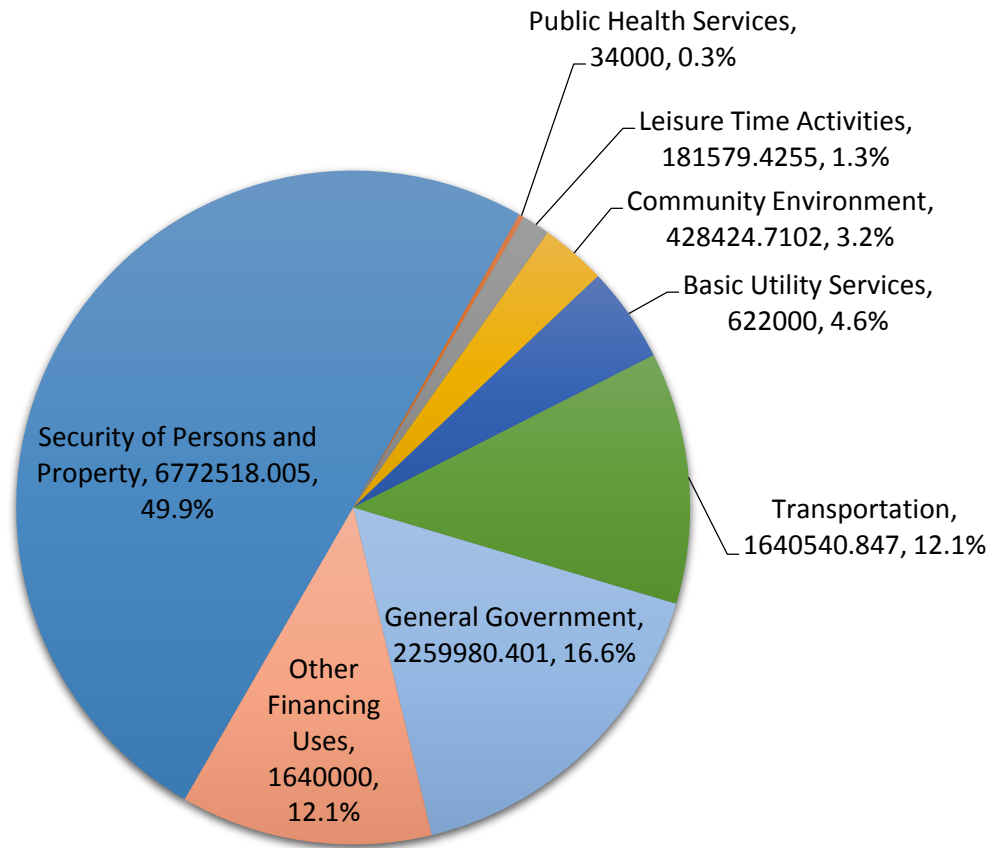
Revenue	7914578	10803227	11756473	10846816	11591446	12618864	12996886	13640726	13173810	12766400
Expenditures	8403630.247	9590001.54	10476828	10512851	10608919	10936680	12382561	13336569	13042008	13579043.39



## City of Highland Heights - General Fund 2015 - Estimated Revenues By Type



## City of Highland Heights - General Fund 2015 - Estimated Expenditures By Function



# City of Highland Heights All Operating Funds - 2015 Estimated Expenditures - By Function

